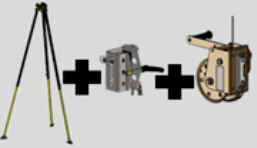
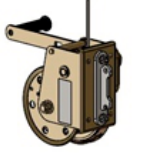



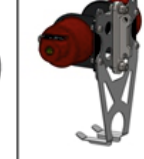


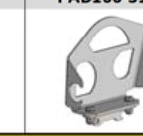





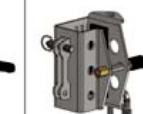
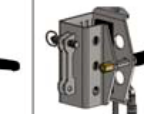





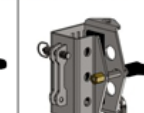
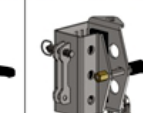
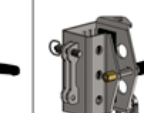



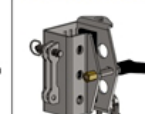

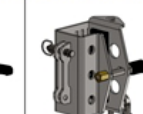
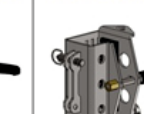





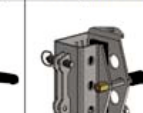
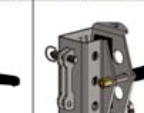
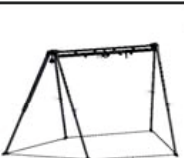






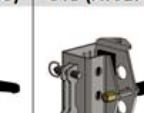






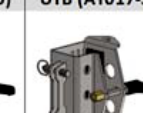
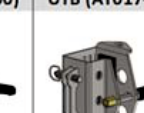







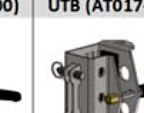
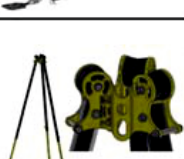






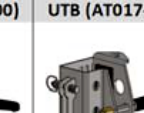


TABULKA 1 – MOŽNOSTI MONTÁŽE ÚCHYTU UTB

| WINCHES | | | | | | | | |
|--|---|---|---|---|---|--|---|---|
| (editon): | 2/03.03.2020 | RUP502-U | RUP503-U | RUP504 | RUP505-U | RUP506 | CRW200 | CRW300 |
| WLL personal rescue / lifting loads [kg] | | 140 kg / 500kg | 200kg / 1000kg | 140kg / 500kg | 140kg / - | 140kg / 240kg | 140kg / - | 140kg / - |
|  |  |  |  |  |  |  |  | |
| | N/D | N/D | N/D | N/D | N/D | N/D |  |  |
| TRIPODS | | | | | | | | |
| TM1 |  |  | N/D | N/D |  |  |  |  |
| TM6 TM6-T |  |  |  |  |  |  |  |  |
| TM9 TM9-T |  |  | N/D |  |  |  |  |  |
| TM9-W |  |  | N/D |  |  |  |  |  |
| TM12 TM12-2 |  |  |  |  |  |  |  |  |
| TM13 TM13-T |  |  |  |  |  |  |  |  |
| TM14 |  |  |  |  |  |  |  |  |
| TM15 |  |  |  |  |  |  |  |  |